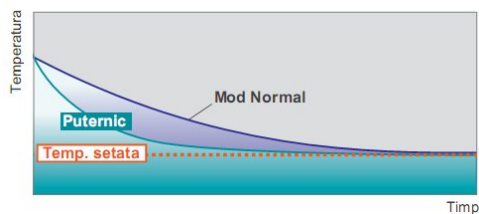


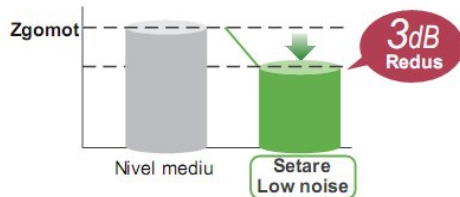
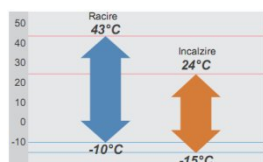
Noul model LEC - Split de Perete cu Inverter

Precis și Confortabil

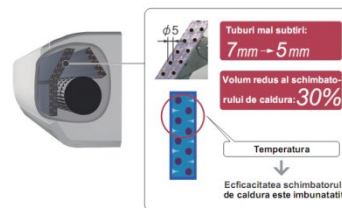
20 minute de funcționare continuă la maximul debitului de aer și al turății compresorului determină o răcire sau o încălzire rapidă și confortabilă a camerei.



Funcționare la temperaturi extreme



Schimbator Eficient



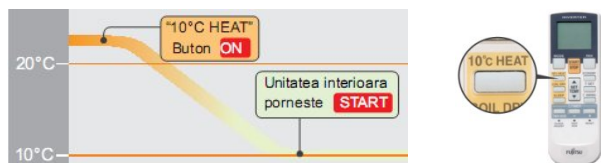
Usor de întreținut

Panou frontal detasabil, lavabil.




Funcția "10°C HEAT"

Temperatura camerei poate fi setată nu mai mică de 10 grade C, asigurând o temperatură de confort, chiar dacă în camera nu sunt persoane (funcție antiîngheț).



Design Compact



Silențios



Caracteristici Tehnice

Model No.	Indoor unit		ASYG07LE	ASYG09LE	ASYG12LE	ASYG14LE
	Outdoor unit		AOYG07LE	AOYG09LE	AOYG12LE	AOYG14LE
Power Source	V/ Ø/Hz		230/1/50	230/1/50	230/1/50	230/1/50
Capacity	Cooling	kW	2.1	2.5	3.4	4.0
	Heating		3.0	3.2	4.0	5.0
Input Power	Cooling/Heating		0.47/0.69	0.64/0.75	0.92/0.99	1.11/1.31
EER - Energy Class	Cooling	W/W	4.47-A	3.91-A	3.70-A	3.62-A
COP - Energy Class	Heating		4.38-A	4.27-A	4.04-A	3.83-A
Running Current	Cooling/Heating		2.7/3.5	3.5/3.8	4.4/4.7	5.3/6.0
Moisture Removal	l/h		1.3	1.3	1.8	2.1
Noise (Indoor)	Cooling	H/M/L/Q	43/38/31/21		43/38/31/21	
Noise (Outdoor)	Cooling		45		50	
Airflow Rate (High)	Indoor / Outdoor		690/1720	690/1720	690/1830	*
Net Dimension H x W x D	Indoor	mm	260X790X198	260X790X198	260X790X198	280X790X203
		kg(lbs)	7.5(16.5)	7.5(16.5)	7.5(16.5)	8.0(17.6)
	Outdoor	mm	540X660X290	540X660X290	540X660X290	540X790X290
		kg(lbs)	23(50.6)	23(50.6)	29(63.8)	35(77)
Piping Connections (Small / Large)	mm		6.35/9.52	6.35/9.52	6.35/9.52	6.35/12.7
Drain Pipe Diameter (Inner/Outer)	mm		16/29	16/29	16/29	16/29
Max Pipe Length (Chargeless)	m		20(15)	20(15)	20(15)	20(15)
Max Height Difference	m		15	15	15	15
Operation Range	Cooling	°CDB	-10~43	-10~43	-10~43	-10~43
	Heating		-15~24	-15~24	-15~24	-15~24
Refrigerant			R410A	R410A	R410A	R410A